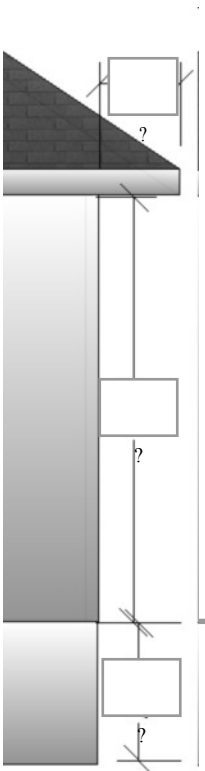


Please Indicate Roof Mount
Fascia or Roof
Soffit cut-back etc

CAD Design Form

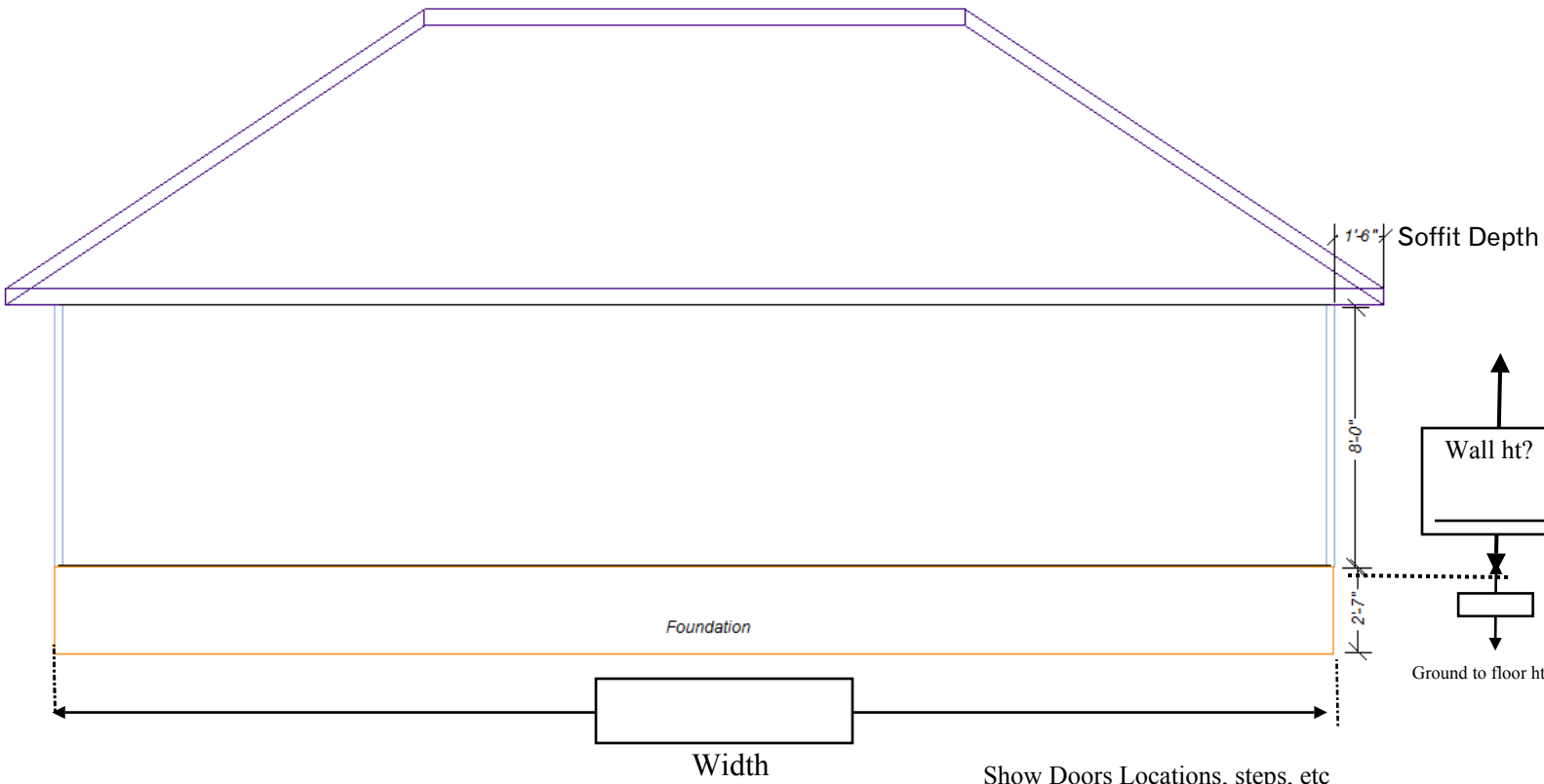
You can draw on this form,
make notes, make multiple
pages



How high is the floor
From the ground

Projection ?

Front Wall
Ht



Soffit Depth

Wall ht?

Foundation

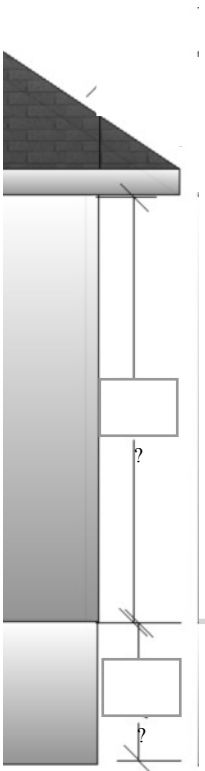
Width

Ground to floor ht?

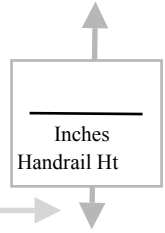
Show Doors Locations, steps, etc
Add your own sketch when necessary
Scan and email to beasodesign@gmail.com
Scan or use CamScanner to send back by email (no text)
Allow 3 business days.

CAD Design Form - DECKs


You can draw on this form,
make notes, make multiple
pages



How high is the floor
From the ground



House
(looking from above)

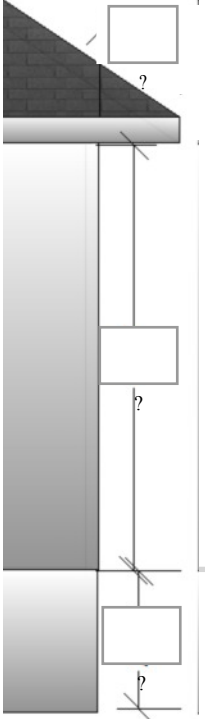


Draw in Steps bench and cutouts
Add your own sketch when necessary
Scan and email to beasodesign@gmail.com
Scan or use CamScanner to send back by email (no text)
Allow 3 business days.

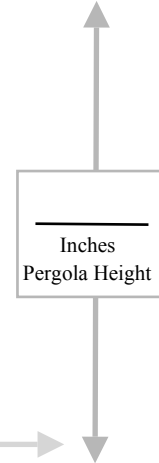
CAD Design Form - PERGOLAs

You can draw on this form,
make notes, make multiple
pages


IF ATTACHED TO HOUSE
Show where and how



How high is the floor
From the ground




House
(looking from above)



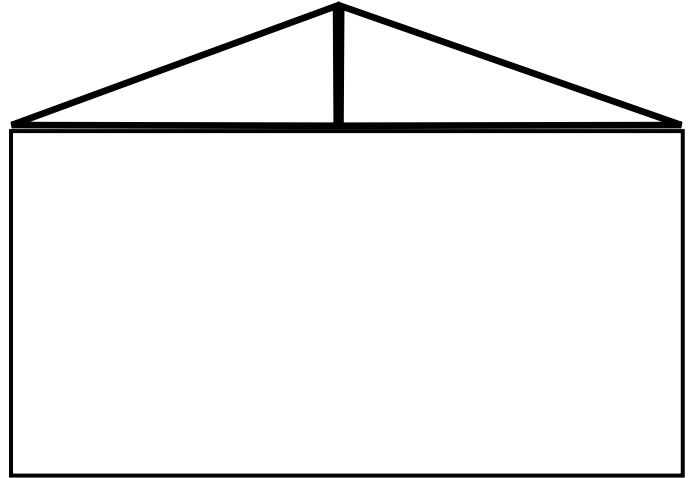
Draw in extras (fan, firepit, seating etc.)
Add your own sketch when necessary
Scan and email to beasodesign@gmail.com
Scan or use CamScanner to send back by email (no text)
Allow 3 business days.

Wall Design


Draw in the wall configuration. Windows, Screen Section, Doors, solid etc)



Slope or Hip Front Wall



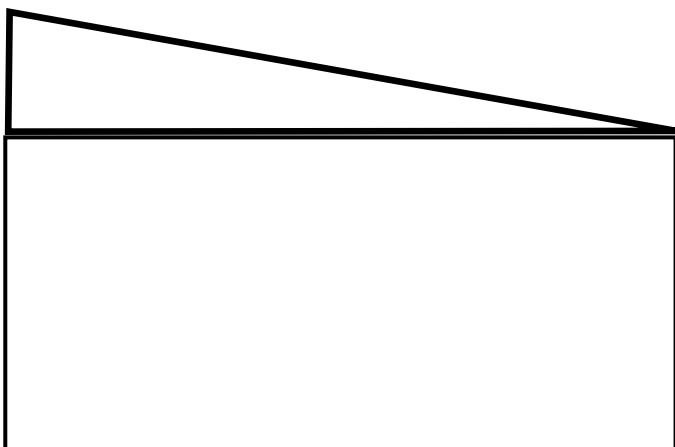
Gable Front Wall



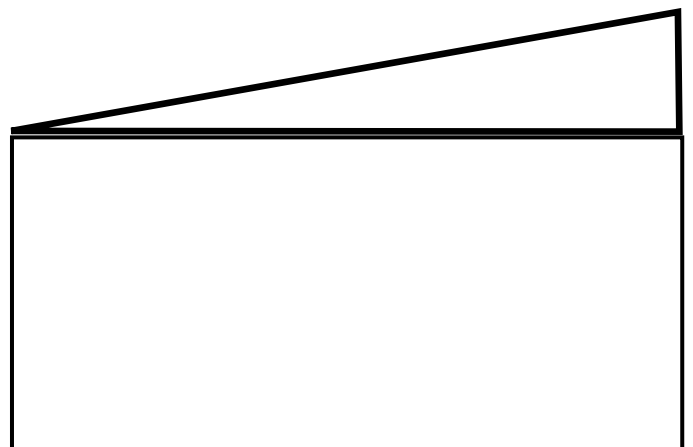
Gable or Hip Side Wall
Left



Gable or Hip Side Wall
Left



Gable or Hip Side Wall
Left



Gable or Hip Side Wall
Left